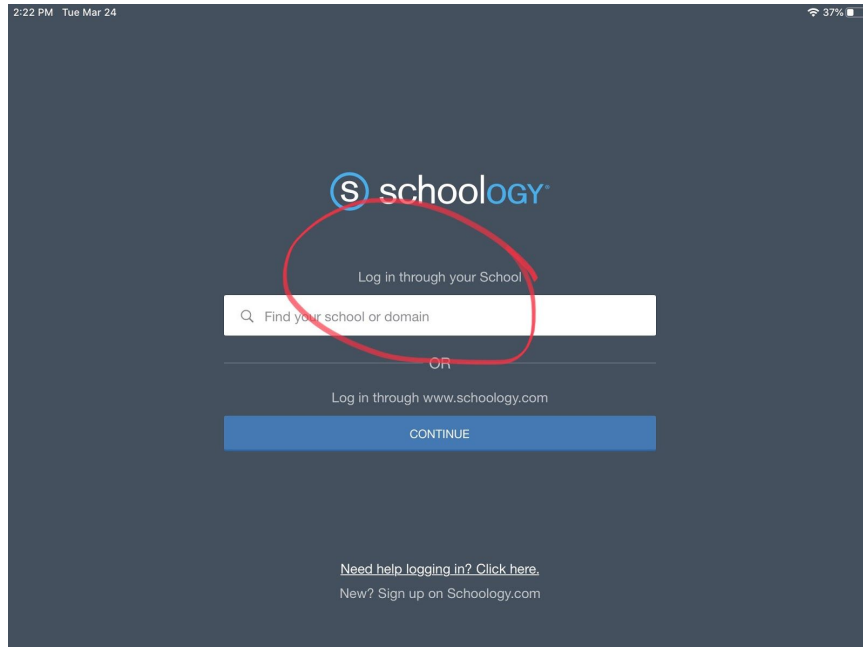


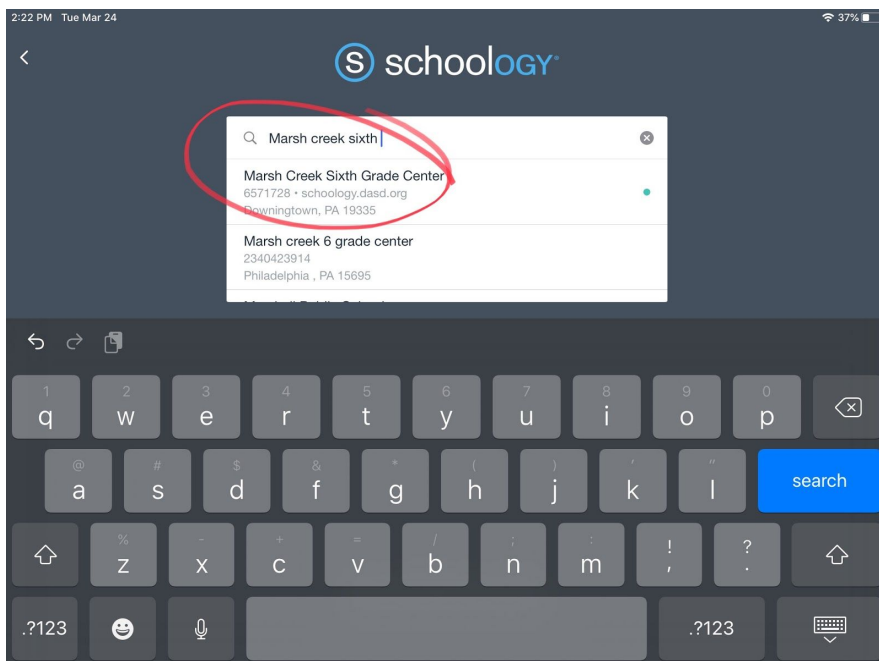
# Student Schoology Login Directions

## Through the Schoology App on the iPad:

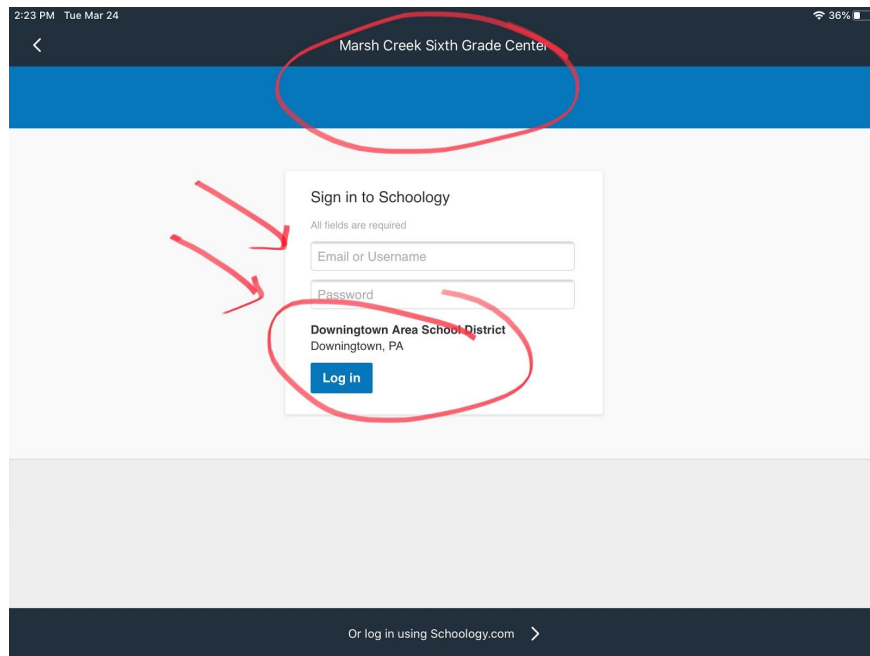
1. FIRST, make sure you are connected to LightSpeed.
2. Next, launch the Schoology App on your iPad. You will see the screen below:



3. Tap on "Find your school or domain:" and start typing "Marsh Creek Sixth Grade Center". Once it appears on the drop down list, select it! PLEASE NOTE, be sure to select the CORRECT school! There are two different schools with the name "Marsh Creek". Choose the Marsh Creek in Downingtown, PA!



4. You will see the screen below. NOTE: Marsh Creek Sixth Grade Center should be at the TOP and Downingtown Area School District should be listed under the username and password boxes.



5. Login using your username and password. Be sure to use the following format:  
USERNAME: 26firstinitiallastname (ex. 26cdigiovanni)  
PASSWORD: mcXXX06! (XXX = last three digits of your student ID)
6. Tap on the “Log In” button to access Schoology!

**Through the Website:**

1. First, make sure you are connected to LightSpeed
2. Launch “Safari” on your iPad.
3. Type the following web address in your browser: [www.schoology.dasd.org](http://www.schoology.dasd.org). You will see the screen below for your login information:

4. Login using your username and password. Be sure to use the following format:  
    USERNAME: 26firstinitiallastname (ex. 26cdigiovanni)  
    PASSWORD: mcXXX06! (XXX = last three digits of your student ID)
  
5. Tap the “Log In” button to access Schoology!